

**ENJOY FREE PROVIDER  
MEMBERSHIP GIFTS & RESOURCES**



# HDC **FREE** CHILDCARE MEMBERSHIP TOOLKIT

Free gifts, forms, coupons, discounts, resources, childcare articles/guides, connect with industry experts/organizations, and learn the industry's top best practices when it comes to childcare.

 **FOLLOW US**



[www.homedaycaresummit.com](http://www.homedaycaresummit.com)

# TABLE OF CONTENTS

01

## About Us

Home Daycare Consultant is a full-service consulting business that offers childcare products and services to businesses nationwide.

02

## Our Products & Services

Take a look at all of the childcare products and services we offer below. Don't see what you need? Reach out to us. We work with many fantastic partners in the childcare industry.

03

## Product/Service Coupons

Get the product and services you need by simply using the coupon codes we include in your membership toolkit.

04

## HDC Childcare Amazon Storefront

Looking for the best Amazon Childcare Essentials for your business? We did the research so you don't have to. Simply click on our Amazon Storefront.

05

## Designing Your Space

All providers know designing your program's environment can create a lot of anxiety and stress. Don't worry. We got you covered.

06

## How Do I Advertise?

There are many ways to advertise your childcare business depending on your budget and target audience.

07

## Parent Interview Questions

When conducting a parent interview for your childcare program, it's important to gather essential information about the child and their family to ensure a good match.

08

## Contact & Resource List

Use Our Contact and Resource List to connect with the products and services you need for your childcare business.

09

## Your Freebies

We love to share with our members! Scroll below for important forms to use in your business plus a free printable mini you can print anytime!

10

## Thank You

We want to express our gratitude for you connecting with us. Your decision to join the HDC community means a great deal to us, and we are thrilled to have you on board!





# Welcome

## Who Are We And How Can We Help Your Child Care Business Grow & Thrive?

Home Daycare Consultant is a full-service consulting business that offers childcare products and services to businesses nationwide.

We realize that caring for children can sometimes be overwhelming which can leave little time to run the business side of your business. We are here to help!

Take a look at all of the childcare products and services we offer below. Don't see what you need? Reach out to us. We work with many fantastic partners in the childcare industry and we're always available to guide you on your journey. Wishing you much success.

### Make Sure You Join Our Facebook Groups



CLICK  
HERE

[Join the HDC Facebook Group](#)

[HDC Daycare Lesson Plans, Menus, and Printable Share Group](#)

[Printables For Providers Group](#)

[New Provider - Home Daycare Group](#)

*The HDC Team!*



## OUR MISSION

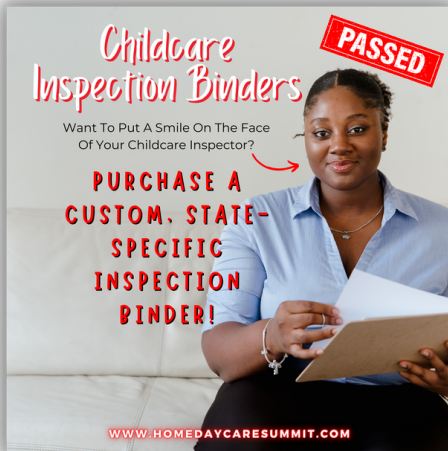
We provide support, products and services for child care providers. Our childcare network was created to help childcare providers across the globe. It has always been our mission to connect childcare providers with the product and services their business needs. Thank you for partnering with us. We are excited to have you here.



# Home Daycare Summit

CHILDCARE PRODUCTS / SERVICES

CLICK  
HERE



## CHILDCARE INSPECTION BINDER

Do you want to have stress-free licensing inspections? Our Custom, State-Specific, Inspection Binder is designed specifically with the in-home provider in mind! We help you get and stay in compliance! We also do a binder system for centers!



## CDA BOOTCAMP - ONGOING CLASSES

Only 4 weeks! Purchase the training & then show up on Zoom to get the work done. We provide the required training hours needed to obtain your CDA. Save your spot now by purchasing your seat! Only \$199.99! New class every month.



## ACTIVITY PACKS - MONTHLY OR SINGLES

You get a new theme every month right in your inbox for only \$7.99! This is the best Activity Subscription Service out there! You can also choose the one-time purchase option if you are not wanting a subscription. We give options!



## HOME DAYCARE SUMMIT

Enjoy our amazing Child Care Provider Training Summit! We launch a new Summit every April. Get 10 hours of virtual, go-at-your-own-pace training! We know the provider is working during the day, so we make it easy!



## FULL COLOR VEHICLE MAGNETICS

Get a set of two 24"x18" Full-Color Magnetic Signs (just email us your logo after purchase & send a message if you need a smaller size). We custom-make them! Call attention to your brand! Turn all your vehicles into rolling billboards!



## DRAMATIC PLAY PRINTABLE SETS

Dramatic Play Sets can be used year after year. Come check out all our different themes. They include pretend money, colorful posters, store banners, instructions on how to set up, & so much more! The kids will be fully immersed with each set.





HOME DAYCARE SUMMIT

## INSPECTION BINDER

### GET \$20 OFF WE REWARD OUR HDC MEMBERS!

Custom, State Specific Child Care Inspection  
Binder. Quit Sweating During Inspections.



[www.homedaycaresummit.com/inspection-binder](http://www.homedaycaresummit.com/inspection-binder)



# GET \$20 OFF

Use Coupon Code Licensed20  
During Checkout To  
Receive \$20 Off!



HOME DAYCARE SUMMIT

## ACTIVITY PACK

### GET A FREE MINI PRINTABLE ACTIVITY PACK - FREE INSTANT DOWNLOAD

Save or print your freebie. The free mini activity pack is  
included at the bottom of the toolkit.

[www.homedaycaresummit.com/printables](http://www.homedaycaresummit.com/printables)



# FREE INSTANT DOWNLOAD!

Scroll Down To The Bottom Of  
The Membership Toolkit To Print  
Your Free Mini Printable!



HOME DAYCARE SUMMIT

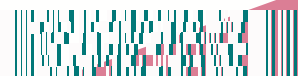
## FREE TRAINING

### ENJOY A FREE CHILD CARE SUMMIT TRAINING

The link below gives you access to the Free Summit  
Childcare Training. It gives you access to the  
training but doesn't include a certificate.



<https://www.dropbox.com/sh/piea95zkrh2p64v/AABid19s9xX3RhXqmgDZ55x6a?dl=0>



# FREE! VIEW 24/7

Click On The Link. You Do Not Need A  
Dropbox Account. When It Ask You, You  
Should Proceed To Website. Enjoy!

A Provider Game Changer!

**CHILD CARE**

# INSPECTION BINDER



Our Binders  
Are Custom &  
State-Specific

Quit Sweating When The Doorbell  
Rings. All States Available! Use The  
Affirm Payment Plan Option!



CLICK  
HERE

[www.homedaycaresummit.com/inspection-binder](http://www.homedaycaresummit.com/inspection-binder)



CDA FAST TRACK -  
ONLY 4 WEEKS



HDC'S CDA

# BOOT CAMP

We Are Extremely Excited To Offer This 4 Week, "DISCOUNTED", Fast Track CDA Course! Please Join Us Live On Zoom! Simply Purchase & Check Your Email For Details.



JOIN US FOR  
**A NEW CLASS  
EVERY MONTH**  
6:15 PM CST

JOIN US LIVE:  
**LIVE ZOOM CLASSES**

**GET STARTED**



CLICK  
HERE



[info@homedaycaresummit.com](mailto:info@homedaycaresummit.com)



[www.homedaycaresummit.com/cda](http://www.homedaycaresummit.com/cda)



Enjoy Your Free Printable Mini 

SCROLL TO THE BOTTOM OF THIS TOOLKIT AND INSTANTLY PRINT YOUR FREE PRINTABLE MINI OF OUR BEACH BABY BONANZA. IT'S THIS MONTH'S THEME. EACH MONTH WE TRY TO UPDATE OUR TOOLKIT & THE ACTIVITY PACK FREE MINI! ENJOY!





# DO YOU OFFER CHILDCARE PRODUCTS OR SERVICES?

Reach out to us! We have affordable advertising opportunities. Our network serves over 61k childcare providers nationwide!



# Amazon Must Haves

CHECK OUT SOME OF OUR CHILDCARE ESSENTIALS LISTS ON OUR AMAZON STOREFRONT. WE DID THE RESEARCH FOR YOU!

[WWW.AMAZON.COM/SHOP/HOMEDAYCARECONSULTANT](http://WWW.AMAZON.COM/SHOP/HOMEDAYCARECONSULTANT)

CLICK  
HERE



CHILD CARE  
FURNITURE & DECOR



CHILDCARE STARTUP  
ITEMS



OUTSIDE TOYS &  
PLAYGROUND



NAP TIME SUPPLIES -  
COTS, MATS, BEDDING



FIRST AID &  
EMERGENCY SUPPLIES



PARENT BOARD  
SUPPLIES



CHILDCARE RUGS,  
THROWS, & MATS




PLATES, CUPS,  
UTENSILS



CHILDCARE  
ORGANIZATION



CHILDCARE  
ESSENTIALS



PRINTERS, INK,  
SUPPLIES



CHILDCARE SENSORY  
ITEMS & TOYS



# Designing Your Childcare Space

THE KEY IS TO NOT COMPARE YOUR PROGRAM TO OTHERS



All providers know designing your program's environment can create a lot of anxiety and stress. It's easy to get caught up in the idea of what other providers are doing and how they're doing it. We've all been there! You see someone else's space and think "I could never do that with my budget" or "They have way more space than me". Just remember there is no right or wrong way to design a childcare space! Create your program! Be you! The wonderful thing about Childcare Facebook Groups is that you get to see all the different varieties of programs. You may see some setups that don't look anything like childcare and then on the other hand someone has the perfect preschool setup. Some providers may choose to take a minimalist approach while others go all out! You may be a provider who doesn't want your home to look like childcare at the end of the day, too. It is okay to be different. You will even see some add-on additions to the provider's home like garage additions, etc. The takeaway is that every setup is PERFECT! Find your style and go with it. Don't compare your program to others. You may also not be where you want to be design-wise and that is ok, too. Just remember a fresh coat of paint and some new curtains are inexpensive and can go a long way to change a room's dynamic. Your goal is to find out what works for you and your program. See some of the design questions below to help trigger your style.

## Questions To Ask When Designing Your Childcare Space:

- What is my childcare style (color, theme, feeling)?
- What can I afford?
- What are my long-term design goals?
- What is my timeline?
- Will it be a good financial investment?
- Can I remodel? Can I make my space larger?
- What is my dream design?
- Are my designs/furniture safe for children?
- Will licensing approve my designs?
- What can I fix on a shoestring budget?
- Can decluttering make things better?

Every childcare provider has different needs, different resources, and different goals. You might be looking to make a big, quick, impact but know that your resources are limited. Don't give up. Just plan and build as you go. Nothing feels better than working hard and achieving the goals you have set out for yourself. Can't afford a full makeover? Buy paint one month and curtains the next! You can always work towards an awesome space that works for your business. Experiment with new things until it clicks!

## When designing a childcare space, consider the following tips:

- Create a safe and secure environment with proper childproofing measures in place.
- Use colors, patterns, and textures to create an engaging environment for children.
- You can take screenshots of spaces you love with your phone. They can become your inspiration when it is time to move forward with your design.
- Provide ample storage for toys, books, and organizational supplies. Keep things organized and clutter-free to maintain a clean and inviting atmosphere. Don't forget to childproof all areas, too!
- Incorporate flexible seating and play areas that can be easily rearranged to accommodate different activities and age groups.
- Pay attention to the flow of your home when arranging furniture and decor.
- Make sure there is adequate natural light and ventilation to promote a healthy and comfortable environment.
- Use non-toxic/durable/quality materials for furniture, flooring, and wall coverings.
- Consider the needs of all caregivers by providing comfortable seating, storage for personal belongings, and access to necessities like water and snacks.
- Create a welcoming and inviting atmosphere with artwork and other decorative elements.

Keep up the amazing work you do! Also, feel free to check out our Amazon Childcare Essentials Storefront. We took the time to search for the childcare items you might need for your program. Start your Amazon weekly shopping there every time. Furniture, Supplies, Kitchen Gadgets, Work Clothes/Shoes, Childcare Decor, Art/Craft Supplies, Cleaning Equipment, & So Much More.

[www.amazon.com/shop/homedaycareconsultant](https://www.amazon.com/shop/homedaycareconsultant)

The HDC Team! ☺





# How Do I Advertise & Market My Childcare Business?

THE KEY IS TO KEEP THE PHONE RINGING EVEN WHEN YOU'RE FULL



There are many ways to advertise your childcare business depending on your budget and target audience. A FREE Google Business Page can be a great way to help get your business noticed locally. It allows you to provide potential customers with information about your business, such as your hours of operation, location, contact information, and more. Additionally, having a Google Business Page can help you appear higher in local search results, making it easier for customers to notice your services! You could potentially pop up first in a parent's local search for child care if you get good reviews/keep the account active. You can also use cross streets instead of your physical address when setting it up. Just Google how to do it! It is pretty easy to do, too!

<https://www.google.com/business>

If you are on a tight budget you might consider starting with online advertising. You can use free social media platforms such as Facebook (don't forget to set up a FREE Facebook Business Page - [www.facebook.com/business/help](http://www.facebook.com/business/help)) to spread the word about your business and create content that will engage/attract potential customers. Don't forget about those local parent Facebook groups, too! Just get permission from the admin before you post!

You can also create business cards/flyers and distribute them in your local area. You can post them in relevant places such as dental/doctor offices, libraries, and community centers. If you have a bigger budget, you can consider advertising on local radio and television stations, or even running print ads in local newspapers and magazines. You might consider getting magnetic decals for your vehicle. They are inexpensive to purchase and are literally rolling billboards for your business! The link shows them as a standard size but they are custom-made to fit your vehicle type and we will even do the design layout for you! Here is the link to purchase. It is only \$99 for a set of two custom magnetics!

[www.homedaycaresummit.com/product-page/custom-vehicle-magnetics](http://www.homedaycaresummit.com/product-page/custom-vehicle-magnetics)

Finally, don't forget to leverage the power of reviews and referrals - ask your current customers to leave reviews on your website and/or your free business sites on Yelp, Google, and Facebook. You should remind them to refer your business to their friends and family, too.

Remember advertising isn't what it used to be! Trends have changed and most engagement is online! Don't be afraid to use it! There are so many free opportunities to help you get the word out now. The best advice is to continue to be consistent with your message and your brand!

The HDC Team!







# The Parent INTERVIEW

When conducting a parent interview for your childcare program, it's important to gather essential information about the child and their family to ensure a good match. A child and a childcare program "match" is a two-way street. The child/family will need to match you, as much as your program needs to match their needs. Don't be afraid to ask those difficult questions, you will thank yourself later. It is also the perfect time to address any specific needs or concerns. Here are some interview questions to help you get started. You will begin to customize your interviews to meet your program's needs as you grow in the interview process.

## 1. General Information:

- What is your child's full name and age?
- What is your preferred start date for childcare?
- Are you looking for full-time or part-time care? Explain what type of care you offer & if you will adjust it to meet their needs. Make sure you think it through!
- How did you hear about our childcare program?

## 2. Schedule and Hours:

- What are your preferred drop-off and pick-up times? Do these times vary? Explain that if it is more than an occasional time change, you will need to discuss it.
- Will the schedule be consistent, or will it vary from week to week?
- Are there any specific days or times when you anticipate needing extra flexibility?
- Do you struggle with pickup times (traffic/required to work late/other)?
- Who are your backup caregivers when the child is sick? Do you have backup care if we are closed or not able to open due to an emergency?

## 3. Child's Background and Development:

- Can you tell me a little bit about your child's personality/interests/temperament?
- Does your child have any specific needs or preferences that I should be aware of?
- How would you describe your child's eating/sleeping/potty routines?
- Is your child potty trained? What are your potty training plans, if not? Is your child in pull-ups/diapers? Share your program's potty training procedures at this time.

## 4. Parent Expectations and Preferences:

- What are your goals and expectations for your child's experience in a childcare program?
- Are there any specific values, principles, or teaching approaches that you prioritize?
- Do you have any specific requests or preferences regarding discipline or behavior management?
- Do you and your family celebrate birthdays and holidays? If not and your program celebrates ask if their child is still able to celebrate with their class. If not, will they have a backup care plan?

## 5. Health and Safety:

- Does your child have any allergies, medical conditions, or dietary restrictions?
- What is your plan for providing necessary medications or treatments if needed?
- Are there any specific safety concerns or precautions that I should be aware of?

## 6. Communication and Updates:

- How would you prefer to receive updates about your child's day and progress? Share how you like to connect and how often. Say you either like to send daily messages or pictures/do face-to-face during pickup/only really connect when needed/etc. Explain you probably send more messages in the beginning as the child/family all adjust. This gives them an expectation of how and when to expect communication from you. Don't over-promise if you are not big on communication. Also, remember communication is the key to running a successful childcare business. Find what works best for you.
- Are there any preferred methods of communication or specific times when you would like to connect?
- Are there any cultural or language considerations that may affect communication?

## 7. Other Practical Considerations:

- What are your transportation arrangements for dropping off and picking up your child? Who can pick up and drop off?
- Are there any specific items or supplies that you will provide for your child?
- Is there anything else you would like to discuss or any questions you have for me?

Remember, these questions serve as a starting point for your parent interview. Feel free to tailor and customize them based on your specific needs and concerns as a childcare provider. **Additionally, be prepared to provide information about your rates, hours, qualifications, experience, daily schedule, policies, and any other relevant details to help parents make an informed decision.** Every child is not a match. It is best to let parents know you are doing multiple interviews but limited on spots you can fill. Tell them you will let them know if you have a position available for them by a specific date. It will help not put you on the spot.

# RESOURCE LIST

CLICK  
HERE

## CHILDCARE INSPECTION BINDERS

**Name:** Home Daycare Summit  
**Website:** [www.homedaycaresummit.com/inspection-binder](http://www.homedaycaresummit.com/inspection-binder)  
**Email:** [info@homedaycaresummit.com](mailto:info@homedaycaresummit.com)

## CHILDCARE - CDA BOOTCAMP

**Name:** Home Daycare Summit  
**Website:** [www.homedaycaresummit.com/cda](http://www.homedaycaresummit.com/cda)  
**Email:** [info@homedaycaresummit.com](mailto:info@homedaycaresummit.com)

## CHILDCARE - ACTIVITY PACKS

**Name:** Home Daycare Summit  
**Website:** [www.homedaycaresummit.com/printables](http://www.homedaycaresummit.com/printables)  
**Email:** [info@homedaycaresummit.com](mailto:info@homedaycaresummit.com)

## CHILD CARE SUMMIT - TRAINING

**Name:** Home Daycare Summit  
**Website:** [www.homedaycaresummit.com/summit](http://www.homedaycaresummit.com/summit)  
**Email:** [info@homedaycaresummit.com](mailto:info@homedaycaresummit.com)

## CHILD CARE VEHICLE MAGNETICS

**Name:** Home Daycare Summit  
**Website:** [www.homedaycaresummit.com/custom-graphics](http://www.homedaycaresummit.com/custom-graphics)  
**Email:** [info@homedaycaresummit.com](mailto:info@homedaycaresummit.com)

## CHILDCARE AMAZON STOREFRONT

**Name:** Home Daycare Summit  
**Website:** [www.amazon.com/shop/homedaycareconsultant](http://www.amazon.com/shop/homedaycareconsultant)  
**Email:** [info@homedaycaresummit.com](mailto:info@homedaycaresummit.com)

## CHILDCARE FOOD PROGRAM SEARCH

**Name:** National CACFP Sponsors Association  
**Website:** [www.cacfp.org](http://www.cacfp.org)  
**Email:** [nca@cacfp.org](mailto:nca@cacfp.org)

## CHILDCARE FOOD MENUS

**Name:** The Kid Menus  
**Website:** [www.thekidmenus.com](http://www.thekidmenus.com)  
**Email:** [hello@thekidmenus.com](mailto:hello@thekidmenus.com)

## CHILDCARE LESSON PLANS

**Name:** Daycare Time Solutions  
**Website:** [www.daycaretimesolutions.com/home-day-care-lesson-planning?ref=HDC](http://www.daycaretimesolutions.com/home-day-care-lesson-planning?ref=HDC)  
**Email:** [info@homedaycaresummit.com](mailto:info@homedaycaresummit.com)

## CHILDCARE TAX HELP - NATIONWIDE

**Name:** Kenyon & Associates - Nationwide  
**Website:** [www.kenyontax.com](http://www.kenyontax.com) - contact now - choose HDC  
**Email:** [fred@kenyontax.com](mailto:fred@kenyontax.com)

## CHILDCARE BUSINESS INSURANCE

**Name:** \_\_\_\_\_  
**Website:** \_\_\_\_\_  
**Email:** \_\_\_\_\_

## CHILDCARE BUSINESS MANAGEMENT APP

**Name:** \_\_\_\_\_  
**Website:** \_\_\_\_\_  
**Email:** \_\_\_\_\_

## FAMILY CHILDCARE ASSOCIATION

**Name:** \_\_\_\_\_  
**Website:** \_\_\_\_\_  
**Email:** \_\_\_\_\_

## CHILDCARE FURNITURE & DECOR

**Name:** \_\_\_\_\_  
**Website:** \_\_\_\_\_  
**Email:** \_\_\_\_\_



# CONTACT LIST

**NAME:** \_\_\_\_\_  
**Mobile:** \_\_\_\_\_  
**Website:** \_\_\_\_\_  
**Email:** \_\_\_\_\_

**NAME:** \_\_\_\_\_  
**Mobile:** \_\_\_\_\_  
**Website:** \_\_\_\_\_  
**Email:** \_\_\_\_\_

**NAME:** \_\_\_\_\_  
**Mobile:** \_\_\_\_\_  
**Website:** \_\_\_\_\_  
**Email:** \_\_\_\_\_

**NAME:** \_\_\_\_\_  
**Mobile:** \_\_\_\_\_  
**Website:** \_\_\_\_\_  
**Email:** \_\_\_\_\_

**NAME:** \_\_\_\_\_  
**Mobile:** \_\_\_\_\_  
**Website:** \_\_\_\_\_  
**Email:** \_\_\_\_\_

**NAME:** \_\_\_\_\_  
**Mobile:** \_\_\_\_\_  
**Website:** \_\_\_\_\_  
**Email:** \_\_\_\_\_

**NAME:** \_\_\_\_\_  
**Mobile:** \_\_\_\_\_  
**Website:** \_\_\_\_\_  
**Email:** \_\_\_\_\_

**NAME:** \_\_\_\_\_  
**Mobile:** \_\_\_\_\_  
**Website:** \_\_\_\_\_  
**Email:** \_\_\_\_\_

**NAME:** \_\_\_\_\_  
**Mobile:** \_\_\_\_\_  
**Website:** \_\_\_\_\_  
**Email:** \_\_\_\_\_

**NAME:** \_\_\_\_\_  
**Mobile:** \_\_\_\_\_  
**Website:** \_\_\_\_\_  
**Email:** \_\_\_\_\_

**NAME:** \_\_\_\_\_  
**Mobile:** \_\_\_\_\_  
**Website:** \_\_\_\_\_  
**Email:** \_\_\_\_\_

**NAME:** \_\_\_\_\_  
**Mobile:** \_\_\_\_\_  
**Website:** \_\_\_\_\_  
**Email:** \_\_\_\_\_

**NAME:** \_\_\_\_\_  
**Mobile:** \_\_\_\_\_  
**Website:** \_\_\_\_\_  
**Email:** \_\_\_\_\_

**NAME:** \_\_\_\_\_  
**Mobile:** \_\_\_\_\_  
**Website:** \_\_\_\_\_  
**Email:** \_\_\_\_\_



## DAILY SCHEDULE

A pink background featuring a cup of coffee with a latte art heart, two macarons (one pink, one white), a white star-shaped object, and a spiral notebook with a pencil. The image is overlaid with horizontal black lines for text entry.

## TODAY'S TASKS



# CHILDCARE ESSENTIALS

- ☐ Age Appropriate Tables/Chairs/Furniture
- ☐ Furniture Anchors, Safety Proofing Supplies
- ☐ Storage, Cubbies, Sheets, & Blankets
- ☐ Age Appropriate Art & Crafts Material/Manipulatives
- ☐ Age Appropriate Toys / Educational Items
- ☐ First Aid Kit - Follow State Requirements
- ☐ Books/Curriculum/Coloring Books
- ☐ Child Size Dishes & Utensils
- ☐ Electrical Plug Covers/ Cabinet Door Locks
- ☐ Fire Extinguisher, Safety Gates, Corner Guards
- ☐ Smoke Alarm/Carbon Monoxide Detector
- ☐ Nap Mats/Nap Cots, and/or Cribs
- ☐ Cork Board or Wall Board for Parent Postings

**Please Note:** This is NOT a comprehensive or approved child care licensing list. You should verify your state's requirements on all supplies/products, look for CPSC recalls, and study product guidelines. This is a suggested list only. Always follow your state's safety guidelines for products and supplies you use in your child care. **Checkout Our Childcare Amazon Storefront.**

<https://www.amazon.com/shop/homedaycareconsultant> 

# Daily MENU

Breakfast



Components



AM Snack



Components




Lunch



Components




PM Snack



Components



Dinner



Components





# LESSON PLAN

Age:

Subject:

Date:

Topic:

Lesson #

Lesson Focus and Goals:

Materials Needed:

Learning Objectives:

Structure / Activity:

Assessment:

# to do list

Day

Month

NO.

TO DO

Y / N

		<input type="radio"/>	<input type="radio"/>
		<input type="radio"/>	<input type="radio"/>
		<input type="radio"/>	<input type="radio"/>
		<input type="radio"/>	<input type="radio"/>
		<input type="radio"/>	<input type="radio"/>
		<input type="radio"/>	<input type="radio"/>
		<input type="radio"/>	<input type="radio"/>
		<input type="radio"/>	<input type="radio"/>
		<input type="radio"/>	<input type="radio"/>
		<input type="radio"/>	<input type="radio"/>
		<input type="radio"/>	<input type="radio"/>
		<input type="radio"/>	<input type="radio"/>
		<input type="radio"/>	<input type="radio"/>
		<input type="radio"/>	<input type="radio"/>
		<input type="radio"/>	<input type="radio"/>
		<input type="radio"/>	<input type="radio"/>
		<input type="radio"/>	<input type="radio"/>
NOTES			



# WEEKLY PAYMENT

WWW.HOMEDAYCARESUMMIT.COM

NOTES:

Month	Week 1	Week 2	Week 3	Week 4	Week 5	Totals
January	\$ / /	\$ / /	\$ / /	\$ / /	\$ / /	\$
February	\$ / /	\$ / /	\$ / /	\$ / /	\$ / /	\$
March	\$ / /	\$ / /	\$ / /	\$ / /	\$ / /	\$
April	\$ / /	\$ / /	\$ / /	\$ / /	\$ / /	\$
May	\$ / /	\$ / /	\$ / /	\$ / /	\$ / /	\$
June	\$ / /	\$ / /	\$ / /	\$ / /	\$ / /	\$
July	\$ / /	\$ / /	\$ / /	\$ / /	\$ / /	\$
August	\$ / /	\$ / /	\$ / /	\$ / /	\$ / /	\$
September	\$ / /	\$ / /	\$ / /	\$ / /	\$ / /	\$
October	\$ / /	\$ / /	\$ / /	\$ / /	\$ / /	\$
November	\$ / /	\$ / /	\$ / /	\$ / /	\$ / /	\$
December	\$ / /	\$ / /	\$ / /	\$ / /	\$ / /	\$

\$

ANNUAL PAYMENT TOTAL:

## TIME SPACE PERCENTAGE

### ARE YOU TRACKING YOUR TIME?

**Make Sure You Track Your Time Even When Children Are Not In Your Care. It Will Help Reduce Your Taxes. You Need To Track Working Hours Plus All Hours Spent Working On Your Business.**

**Examples:** Meal Planning, Grocery Shopping, Toy Cleaning, Organizing, Planning, Cleaning, Interviewing, Touring, Creating Documents, Phone Calls, Advertising / Marketing, Laundry For Your Childcare Business, Training, Remodeling, Repairs / Maintenance, Record-Keeping, Safety Proofing, Networking, Building A Website, Posting On Your Business Page, Researching, Decorating, Cooking, Continuing Education, & So Much More. Remember If You Are Working On Your Business, Log Those Hours!

### WHY ISN'T IT DEDUCTIBLE?

**One Of The Most Confusing Aspects Of In-Home Child Care Is The Time Space Percentage.** Having A Home-Based Business Changes Things Up When It Comes To Taxes. The Best Example To Understand Would Be Toilet Paper. If You Purchase Toilet Paper For Your Home & The Daycare Together Then You Have Created A Shared Supply Item. The Toilet Paper Is No Longer 100 Percent Deductible. So You Have To Calculate What Percentage. The Good News Is You Will Not Be Counting Toilet Paper Sheets. That Is Where Time Space Percentage Comes Into Play. Calculating Time-Space Percentage For Taxes Can Be A Bit Of A Tricky Process But Don't Over Think It.

### FIGURE MY TIME SPACE %

**This Is Where The Extra Business Tracking Hours Come In Handy.** You Will Add Your Regular Business Hours Plus The Extra Hours You Track Working On Your Business. You Will Divide That Number By 168 Hours (hours in a working week). Sample: 75 Hours Worked In A Week Divided By 168 Hours = (.45) 45%. This Number Will Be Your Time Percentage.

**Now You Will Identify All The Rooms You Use For Childcare.** You Will Want To Find The Square Footage Of All Rooms Used. Once You Add That Up Divide It By The Total Square Footage Of Your Home. This Is Your Space Calculation. **Sample:** 1500 Square Feet Total Used For Childcare. The Home Is 2500 Square Feet. You Would Take 1500 And Divide by 2500 = (.62) So It Is 62% Space Percentage.

**Now You Just Multiply The Two Percentages.** Sample: Time Percentage 45% X 62% = (.2790) 27% This Is Your Time Space Percentage. Back To The Toilet Paper! Now That You Have a T/S% You Can See That 27% Of It Will Be Deductible! It Also Works On Utilities, Etc. It's The Most Important Number To Know When You Have A Home Daycare! Know Yours & Make Sure You Ask Your Tax Expert How They Plan To Apply It. In-Home Childcare Taxes Are Very Different & Not Everyone Is Well Versed On Tax Laws & Deductions. Always Seek Help If You Cannot Do It Alone! Contact Us Anytime And We Will Share Tax Advisors That Understand Our Industry! We Are Not The Experts But We Do Understand In-Home Childcare!

**Be Aware That There Is Also A Time Space Calculation For Exclusive Rooms.** Think Converted Garage Or Extra Built Room For Childcare. You Can Get A Larger Percentage Using It But The IRS Is Very Strict. Make Sure To Only Do This Calculation If You Can Prove It. You Can Easily Find This Calculation Online.



Enjoy Your Freebies Below BUT Also Consider Signing Up For Our Subscription Activity Pack! Only \$7.99!

Over 66 Pages Of Fun!



All Our Activity Packs Contain These Amazing Forms

DAILY Report

DATE: S M T W T F S

OUR PLAY & ACTIVITIES FOR TODAY WERE:

NOTES FOR PARENTS

TO-DO LIST

MY MOOD TODAY

DAILY SCHEDULE

SCHEDULE

TO DO LIST

2023 Calendar

Welcome! PLEASE SIGN IN BELOW


[www.homedaycaresummit.com/printables](http://www.homedaycaresummit.com/printables)

ONLY  
\$7.99



# SUMMER

Count the number of objects, and circle the correct answer:




2 10 3 4



4 5 6 7



10 11 12 14



5 8 4 6



# Summer



# Glass Jar Aquarium



Creating a glass jar aquarium craft for your program is a fun and interactive activity that allows children to create their own miniature underwater world. Here are step-by-step directions to guide you through the process:

## Materials needed:

1. Glass jars with lids (one per child)
2. Blue, safe food coloring
3. Small plastic beach/sea creatures (fish, seahorses, turtles, etc.)
4. Decorative aquarium gravel or small rocks
5. Clear-drying craft glue
6. Water
7. Optional: aquarium plants, shells, or other small decorative elements

## Instructions:

1. Begin by cleaning the glass jars thoroughly. Ensure they are completely dry before starting the craft.
2. Invite each child to select their desired plastic beach/sea creatures to populate their aquarium. Encourage them to choose a variety of shapes and colors.
3. Fill the glass jar about halfway with decorative aquarium gravel or small rocks. This will serve as the substrate for the aquarium.
4. Add a few drops of blue food coloring to the jar. The food coloring will give the water a more realistic aquatic appearance. Adjust the amount of food coloring based on the desired shade of blue.
5. Have the children place their selected beach/sea creatures and any additional decorative elements inside the jar, arranging them as desired.
6. Fill the jar with water, leaving some space at the top to avoid overflow when the lid is screwed on. Make sure not to fill the jar to the brim.
7. Apply clear-drying craft glue to the inner rim of the jar's lid to ensure a secure seal. Screw the lid tightly onto the jar.
8. Once the lid is secure, show the children how to gently shake or tilt the jar to create the illusion of swimming sea creatures and moving underwater scenery.
19. Encourage the children to observe and discuss the contents of their jar aquariums, asking questions about the sea creatures and their imaginary underwater environment.

**Ensure that children are supervised during the craft activity, especially when using scissors and working with glass jars. This glass jar aquarium craft allows children to exercise their creativity while learning about ocean life and the concept of an ecosystem.**





# Sweet Treats

## SCISSOR SKILLS



Name: \_\_\_\_\_

Date: \_\_\_\_\_


# Color by Number

Use the color key to color the picture.



# Summer Selfies

My vacation in pictures





# WE LOOK FORWARD TO WORKING WITH YOU.

We want to express our gratitude for you connecting with us. Your decision to join the HDC community means a great deal to us, and we are thrilled to have you on board! Childcare is a tough business. We know it is better to work together. It has always been HDC's mission to connect childcare providers with the products & services they need.

We would like to remind you to take full advantage of the wide range of products, services, and resources that we have carefully curated for you. Our goal is to provide you with the tools and support you need to enhance your experience and achieve your goals in the childcare industry.

Whether you're looking for innovative products to simplify your daily routine, seeking expert services to assist you in your endeavors, or exploring valuable resources to expand your knowledge and skills, we have it all for you or will guide you where to get it. Our dedicated team works tirelessly to bring you the best products & resources in the childcare industry.

Remember, as an HDC member, you have exclusive access to these benefits. We encourage you to explore our website, browse through this toolkit, grab your freebies, and dive into the wealth of resources available to you. Feel free to reach out to our support team if you have any questions or need assistance. We are always here to help!

Once again, thank you for choosing to be a part of the HDC Childcare Network. We appreciate your trust and look forward to serving you to the best of our abilities.

*Warm Regards,*

The HDC Team!



CLICK  
HERE